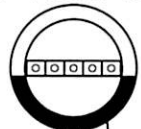
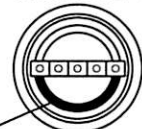


PINS' LAYOUT
OF PROBE SIDE

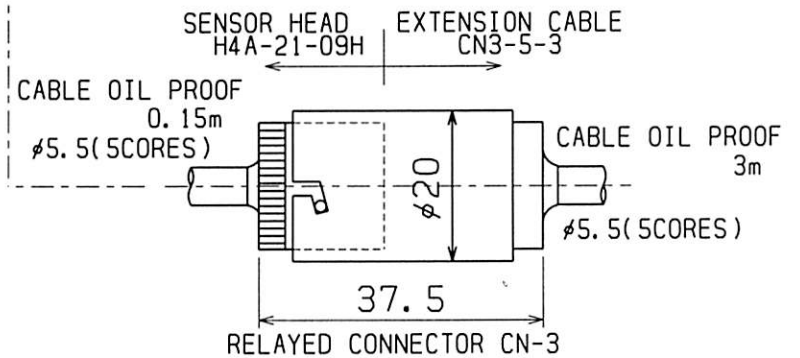


PINS' LAYOUT
OF MACHINE SIDE



RED PAINTED
(SEEN FROM JOINT SURFACE)
PLEASE JOINT RED PARTS OF EACH CONNECTOR

SET NUMBER	H4A-21-09S	
COMPOSITION	SENSOR HEAD	H4A-21-09H
	EXTENSION CABLE	CN3-5-3



	NAME	TOOL SETTING PROBE
A4	DRAWING NUMBER	H4A-21-09S
1:1	TOOLSSENSOR.COM	